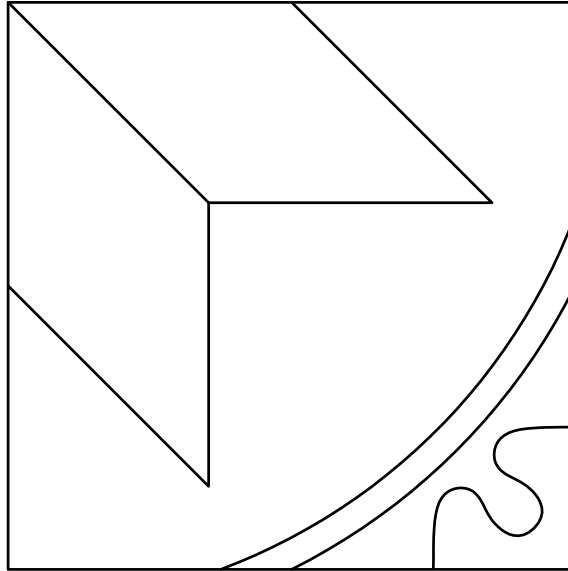



## Drawing a traditional Maltese tile.

The design of a typical Maltese tile is given below. Design one master tile and then draw many rotated tiles to create a tessellation or a pattern.




MASTER TILE



TESSELLATION

## Drawing a traditional Maltese tile - STARTER SHEET

Use the square shown below, and try out different ideas. This project involves some geometric designs and shapes. Remember that you can use your instruments. Good luck.



## Drawing a traditional Maltese tile - ANSWER SHEET

The tile below is one of many designs you can make. Keep in mind that there are many other shapes you can create, so be creative and good luck.

Note: To draw all the arcs you need to use points O, P and Q  
You can use freehand drawing to draw the flower at point S.

